

NGA Pre-Winter Briefing: Overview

Alana Daly
Northeast Gas Association
November 25, 2024





NGA'S ANTITRUST COMPLIANCE PROCEDURES

Adopted by the NGA Board of Directors on June 20, 2018

Objective

The Northeast Gas Association (NGA) and its member companies are committed to full compliance with all laws and regulations, and to maintaining the highest ethical standards in the way we conduct our operations and activities. Our commitment includes strict compliance with federal and state antitrust laws, which are designed to protect this country's free competitive economy.

Responsibility for Antitrust Compliance

Compliance with the antitrust laws is a serious business. Antitrust violations may result in heavy fines for corporations, and in fines and even imprisonment for individuals. While NGA's attorneys provide guidance on antitrust matters, you bear the ultimate responsibility for assuring that your actions and the actions of any of those under your direction comply with the antitrust laws.

Antitrust Guidelines

In all NGA operations and activities, you must avoid any discussions or conduct that might violate the antitrust laws or even raise an appearance of impropriety. The following guidelines will help you do that:

- **Do** consult counsel about any documents that touch on sensitive antitrust subjects such as pricing, market allocations, anti-employee poaching practices, refusals to deal with any company, and the like.

[Continued on NGA web site...](#)

https://www.northeastgas.org/compliance_docs.php

Today's Program

- **Purpose:** Provide an overview of how the regional natural gas system, and winter readiness.
- **Segment Areas:**
 - NGA Overview
 - Interstate Pipelines Update
 - Liquefied Natural Gas (LNG) Update
- **Q&A**



Webinar Format

- **We welcome your questions. During the webinar, please send questions via the Q&A function.**
- **All attendees are on mute with cameras turned off during the webinar.**
- **Presentations will be posted on NGA web site.**
- **Your feedback is valued – let us know how you like this format and topics.**

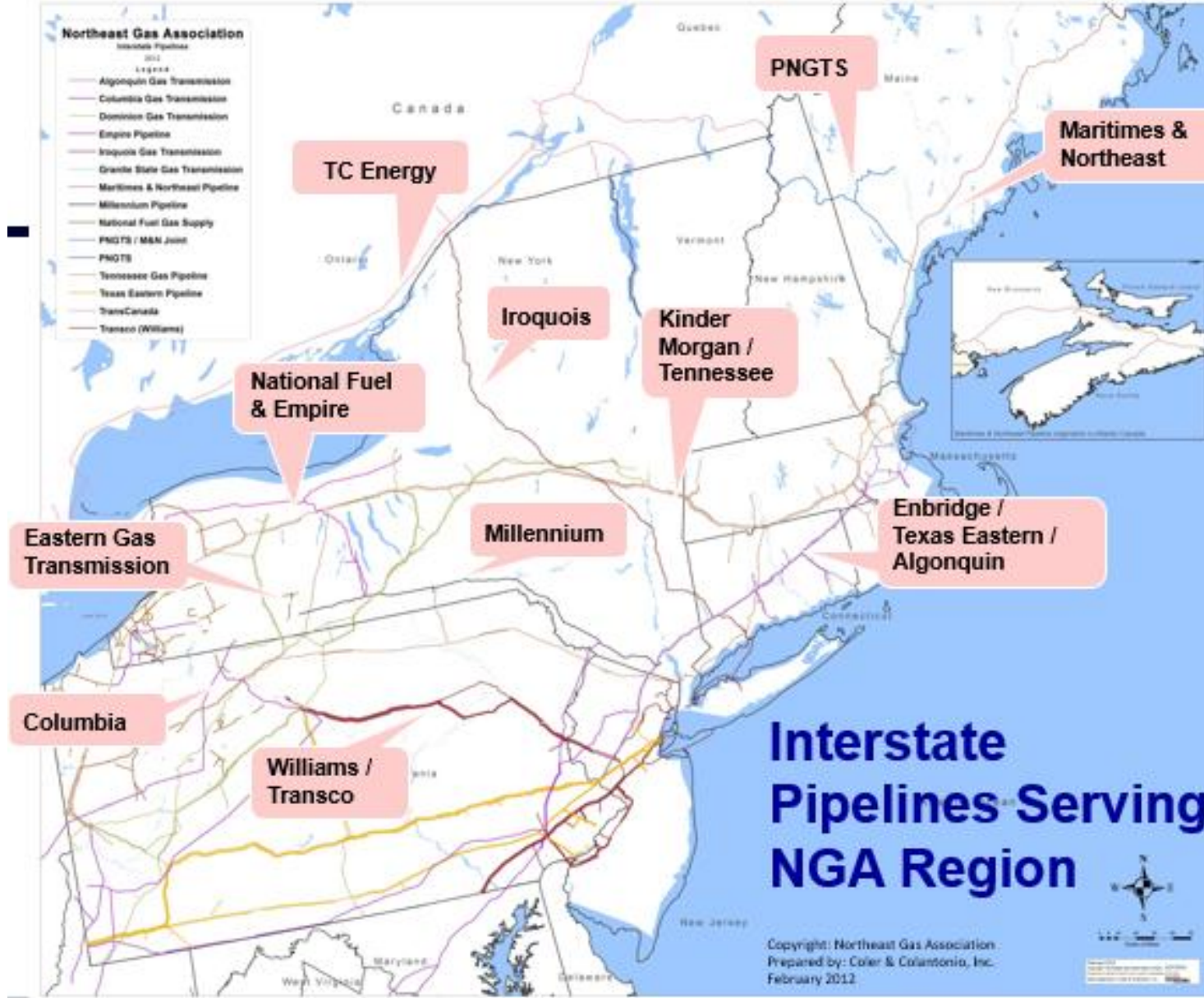


About NGA

- **The Northeast Gas Association is a non-profit trade association**
- **NGA member companies include:**
 - Local gas utilities (LDCs) serving New England, New York, New Jersey, Pennsylvania, Delaware and Maryland
 - Regional interstate pipeline companies
 - LNG & CNG importers/suppliers
 - About 400 “associate member” companies, from industry suppliers and contractors to electric grid operators
- **NGA’s RD&D division, NYSEARCH, is a leading natural gas research organization nationally**



Interstate Pipelines



LNG Import Facilities

- LNG is key to meeting peak day demand in the region, and is essential to preserving energy reliability, especially New England
- LDCs in NE, NY, NJ, PA utilize LNG for peak-shaving
- Three LNG import terminal operators serve the region



*Everett LNG facility, part of
Exelon (Constellation)*



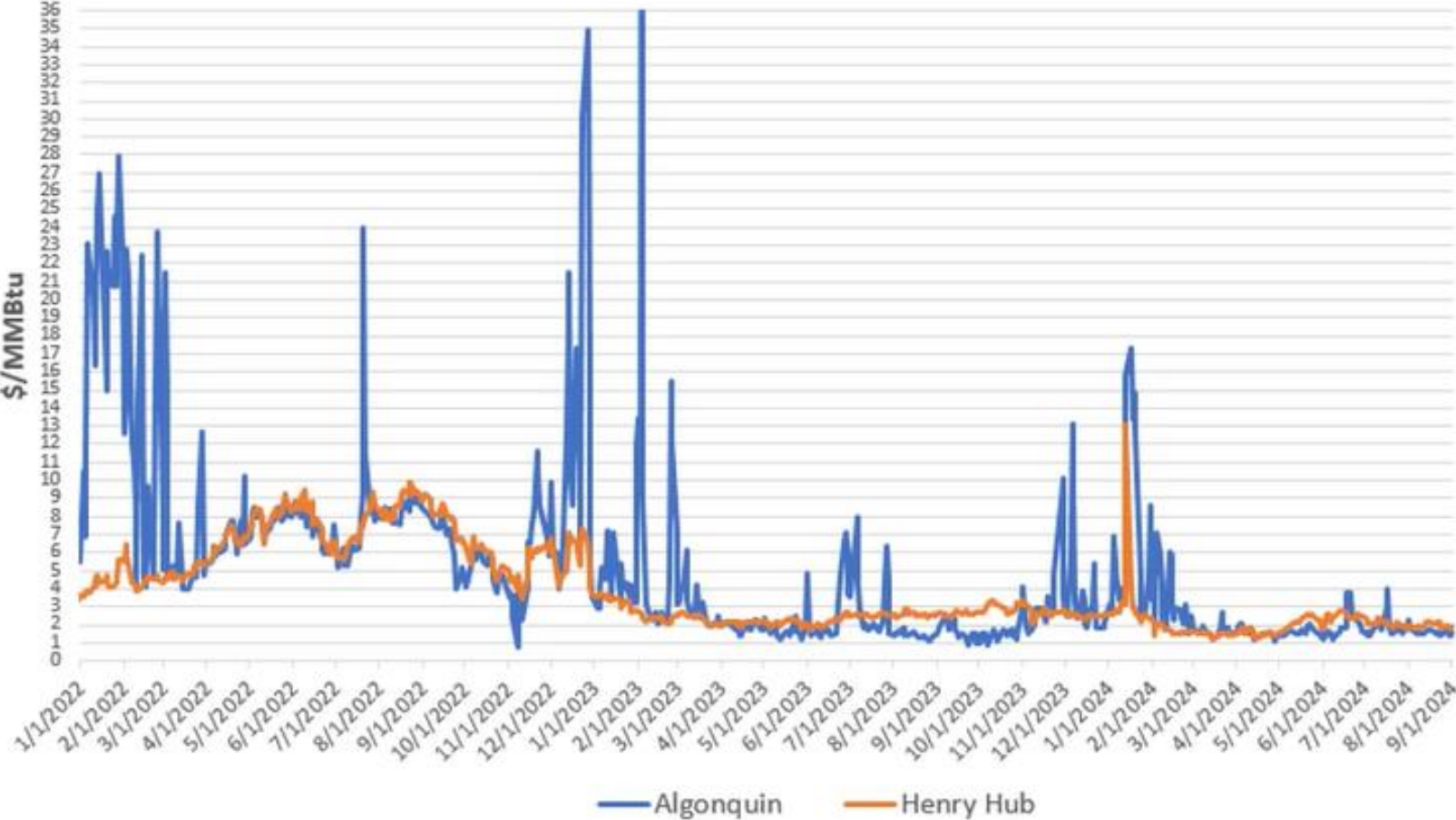
*Northeast Gateway,
Excelerate Energy*



*Saint John LNG (Repsol
Energy North America)*

Northeast vs National Prices

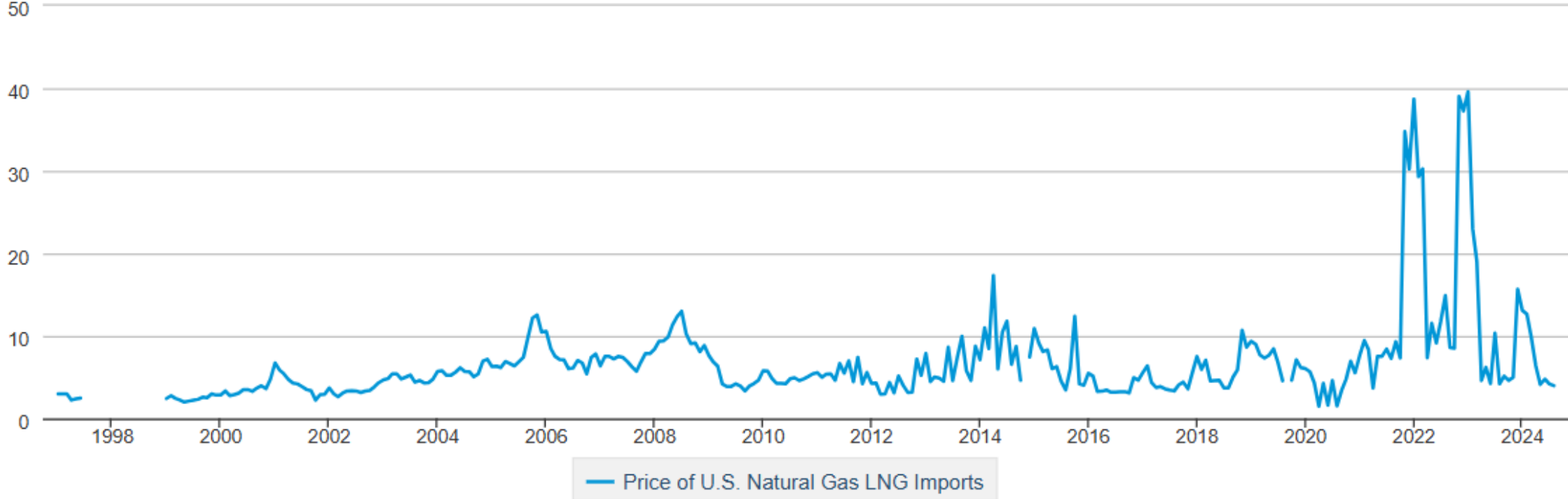
Algonquin Citygate v. Henry Hub Natural Gas
Daily Avg. \$/MMBtu on 11/14/24
Algonquin \$2.61/MMBtu and Henry Hub \$2.09



Global LNG Prices

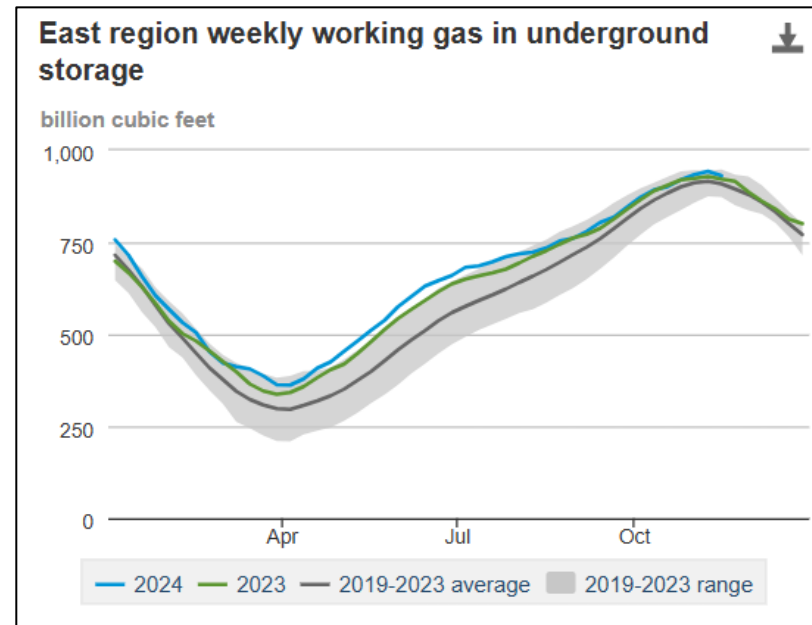
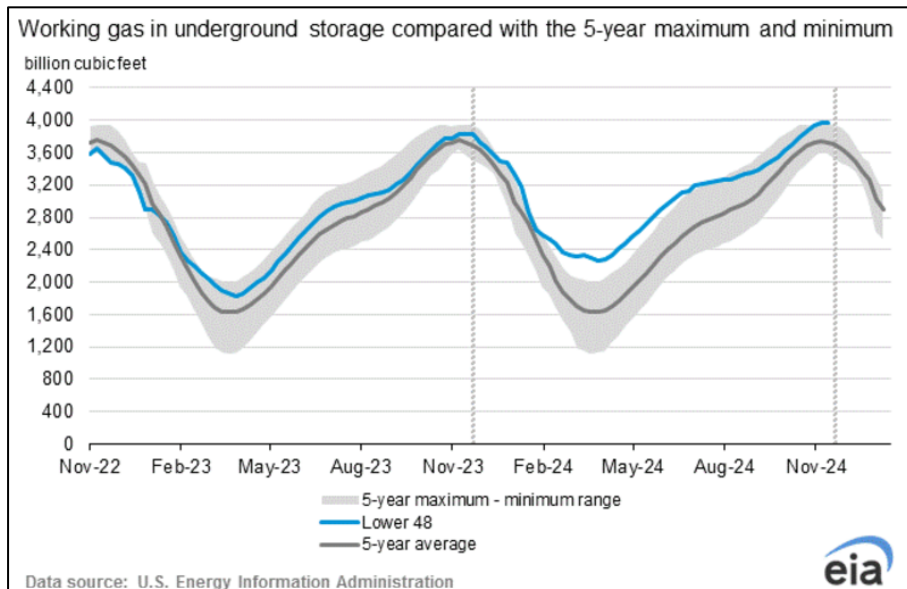
Price of U.S. Natural Gas LNG Imports

Dollars per Thousand Cubic Feet



Storage Levels

- **Nationally, and in the eastern region, storage levels are above average.**
 - **Nationally, working gas in storage was 3,969 for the week ending November 15, 2024, according to EIA estimates. Stocks were 3.7% higher than this time last year, and 6.4% higher than the five-year average.**
 - **In the eastern region, working gas in storage was 931 Bcf for the week ending November 15, 2024. Stocks were 1% higher than this time last year, and 2.4% above the 5-year average.**

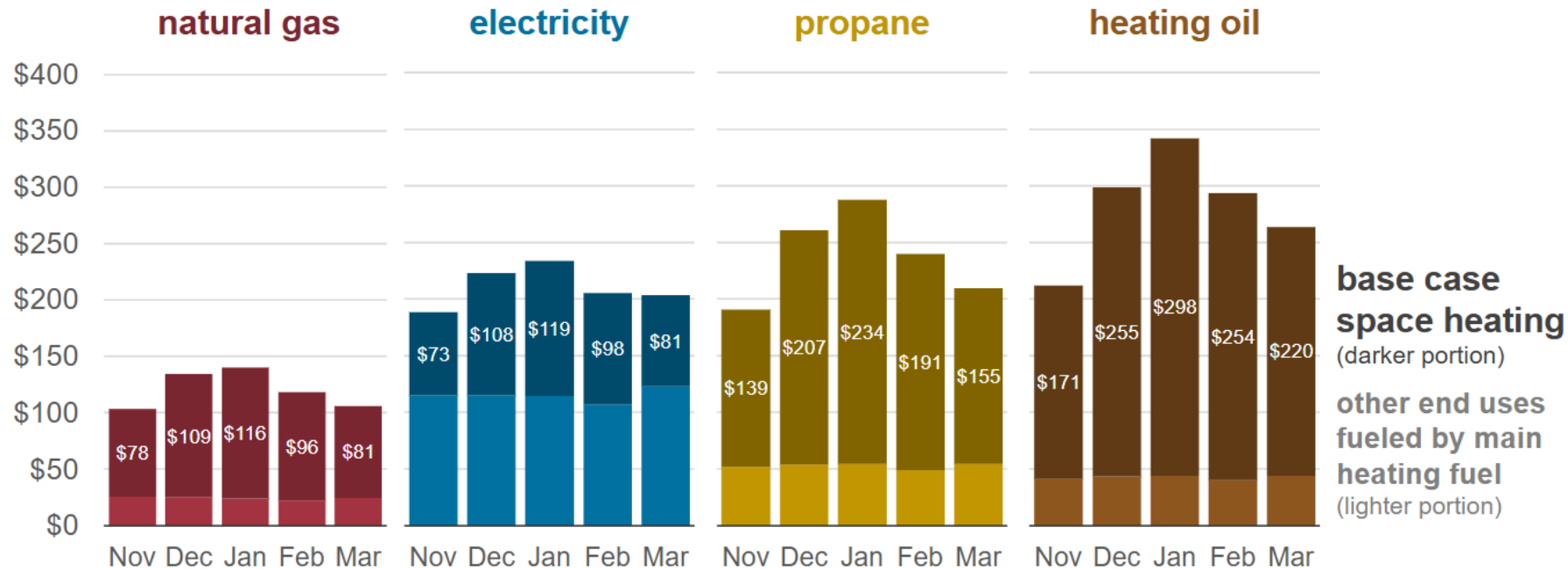


How do Prices Translate to the Home?

Energy expenditures for space heating and other end uses (winter 2024–25)



For homes where the main heating fuel is...

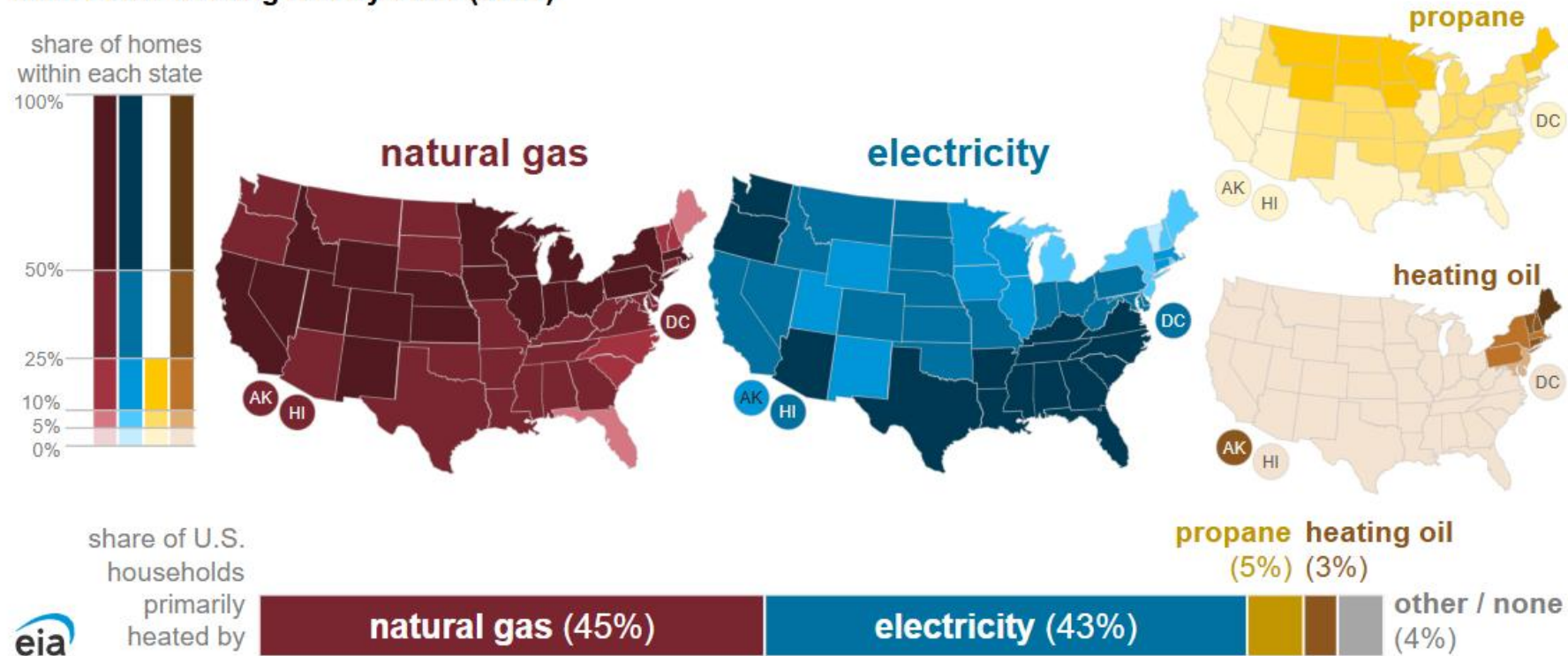


Data source: U.S. Energy Information Administration, *Winter Fuels Outlook*



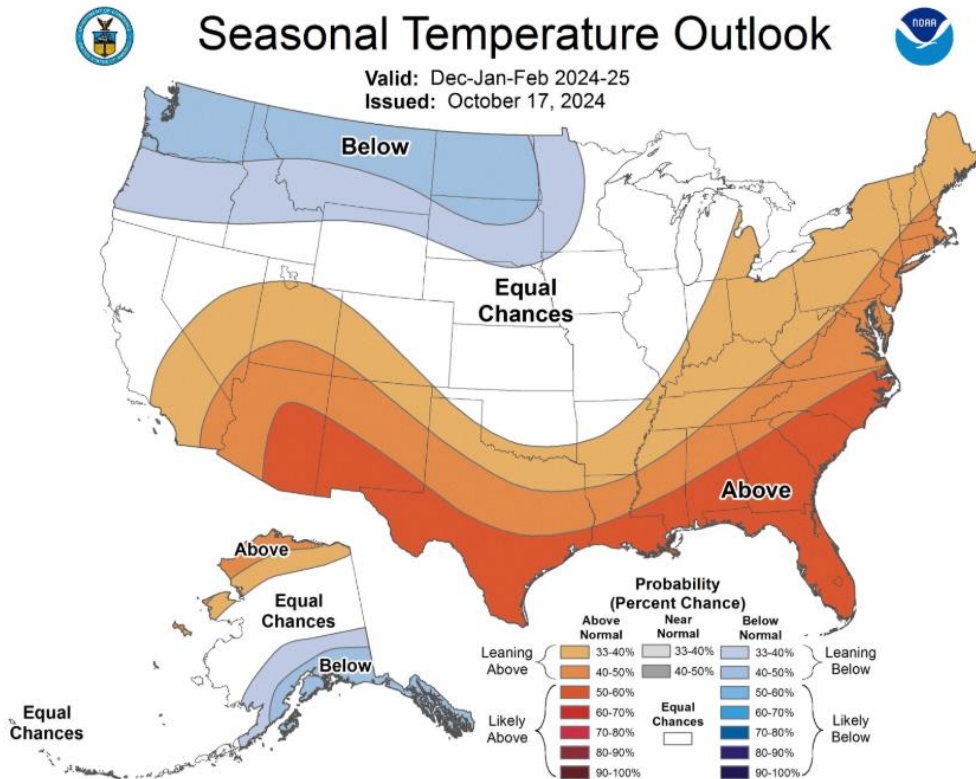
Regional Impacts

Main home heating fuel by state (2023)



Data source: U.S. Census Bureau, American Community Survey

So, What Does This Winter Look Like?



Heating degree days by census region degree days

	Nov	Dec	Jan	Feb	Mar	Total	% change
Northeast	634	918	1,071	914	795	4,333	+5%
Midwest	736	1,077	1,227	1,011	817	4,869	+13%
South	302	488	555	419	303	2,066	+2%
West	468	672	654	546	481	2,822	+0%
United States	486	724	803	653	533	3,199	+5%

Data source: U.S. Energy Information Administration, *Winter Fuels Outlook*

Note: Percentage change value is relative to previous winter.

Gas Utility Preparedness



- ✓ **Gas utilities in the region are preparing for winter.**
- ✓ **Supply and storage contracts are in place.**
- ✓ **Monitoring peak day challenges.**
- ✓ **Role of “portable” CNG and LNG inputs as supply option.**
- ✓ **Regional Coordination.**

NGA Gas Supply Task Force

- **Members:** LDCs in region, interstate pipelines, LNG & CNG transporters
- **Purpose:** to ensure coordination and communication as we work to meet winter supply needs and deliverability within the Northeast region
- **Tasks:** Monitor regional deliverability of its members' gas supplies during periods of peak demand or supply curtailment; Advise region's energy, regulatory and policy officials; also Communicate with ISOs regarding meetings, outcomes
- **Upcoming:**
 - Anticipate scheduling first call before Dec. 1. Summaries of discussions will be provided same day to state agencies (and ISOs)
 - Annual supply manual is being prepared; will be provided to state agencies in early December.



Regional Energy Coordination

- NGA co-chairs the joint Electric-Gas Operating Committee with the NE-ISO; all regional ISOs participate in the committee
- Regular communication between ISOs and pipeline control operators; coordination on “critical infrastructure facilities” for reliability
- NGA has link to pipeline EBBs on its website: <https://northeastgas.org/electronic-bulletin>

The screenshot displays the Iroquois website interface. At the top, there is a navigation bar with the Iroquois logo, emergency contact information (800-888-3982), a search bar, and a 'GO' button. Below this, the main content area is titled 'Daily Operations - Friday, November 10, 2023' and includes a refresh timer. The page is divided into several sections: 'CYCLE INDICATORS', 'CRITICAL NOTICES', 'NON CRITICAL NOTICES', and 'EFFECTIVE RATES'. The 'CYCLE INDICATORS' section contains a table with columns for different cycle types and their status. The 'NON CRITICAL NOTICES' section lists two maintenance events. The 'EFFECTIVE RATES' section provides details about the gas transmission system and associated tariffs.

	Intraday 1 Cycle	Timely Cycle	Intraday 2 Cycle	Evening Cycle	Intraday 3 Cycle
Gas Day	11/10	11/11	11/10	11/11	11/10
Nomination Cycle	CLOSED	OPEN	OPEN	CLOSED	CLOSED
Confirmation Cycle	OPEN	CLOSED	CLOSED	CLOSED	CLOSED

EFFECTIVE RATES

Iroquois Gas Transmission System, L.P.
FERC Gas Tariff
Second Revised Volume No. 1

Fifth Revised Sheet No. 4
Superseding
Fourth Revised Sheet No. 4



Presenters

- **Northeast Interstate Pipeline System:**
 - **Mike Dirrane**, Enbridge / Algonquin / Texas Eastern / M&NE
 - **Jim McCord**, Kinder Morgan / Tennessee Gas Pipeline / Stagecoach
 - **Christopher Stutz**, Iroquois Gas Transmission
- **LNG Import Terminal Operators In The Region**
 - **Gary Ritter**, Excelerate Energy (Northeast Gateway)
 - **Alan Arneill**, Repsol (Saint John LNG)
 - **Greg Patronik**, Constellation (Everett LNG)